

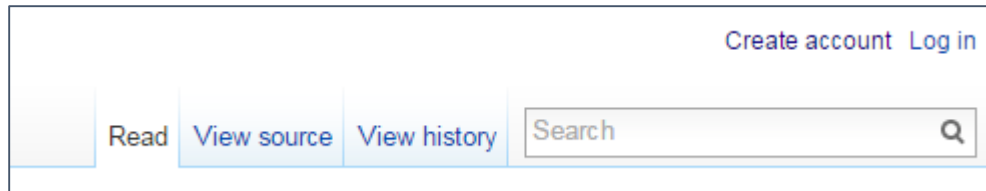
## Wikipedia Workshop: Learn how to edit and create pages

### Part A: Your user account

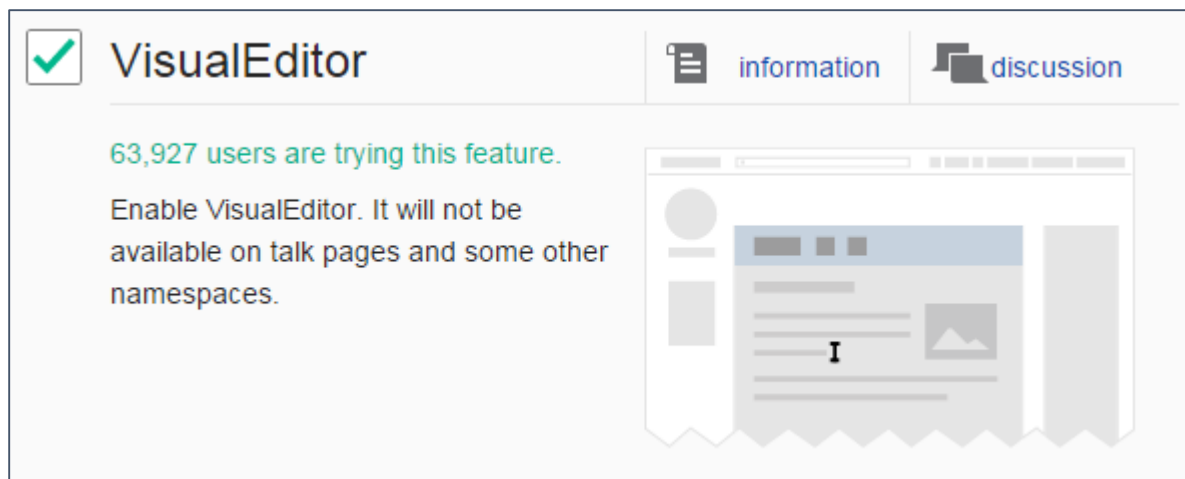
Log in with your user name and password.

OR

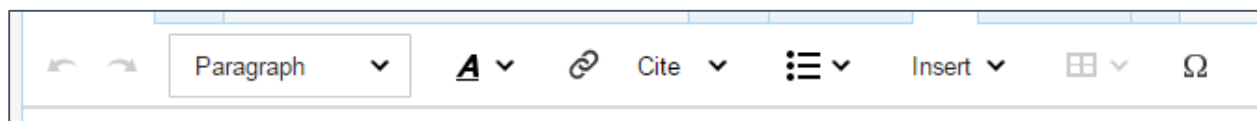
If you don't have a user account already, click on "Create account" in the top right corner.



Once you're logged in, click on "Beta" and enable the VisualEditor.



The VisualEditor is the tool for editing or creating articles. It's like Microsoft Word: it helps you create headings, bold or italicize characters, add hyperlinks, etc.). It's also possible to add references with the Visual Editor.



### Part B: Write a sentence or two about yourself

Click on your username. This will lead you to your user page. The URL will be:

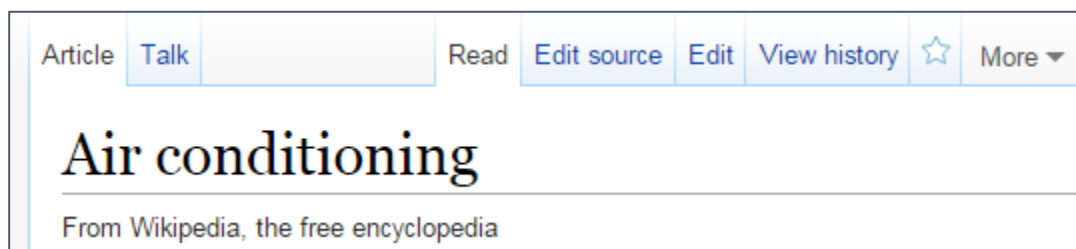
[https://en.wikipedia.org/wiki/User:\[your user name\]](https://en.wikipedia.org/wiki/User:[your user name])

#### Exercise:

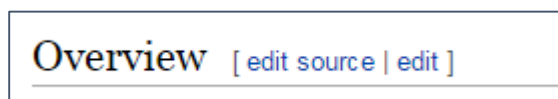
Click on “Edit source” and write about yourself, then enter a description of your change in the “Edit summary” box and click “Save page”.

### Part C: Edit an existing article

To edit a Wikipedia article, click on the tab “Edit” or “Edit source” (for more advanced users) available at the top of any page. These tabs are also available beside any section title within an article.



Editing an entire page



Editing just a section

**Need help?** <https://en.wikipedia.org/wiki/Wikipedia:Tutorial/Editing>

#### Exercise:

Go to <http://www.statcan.gc.ca/> and find a statistic that interests you. Add this statistic to a relevant Wikipedia article.

#### Remember:

- Paraphrase (don't copy and paste the text)
- Include a citation

### Adding references

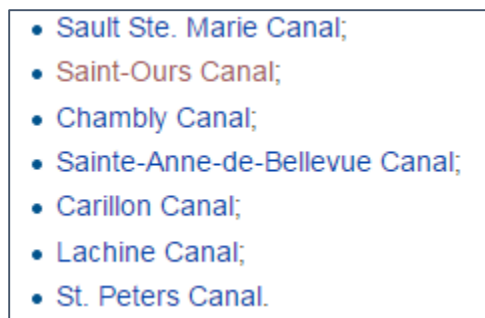
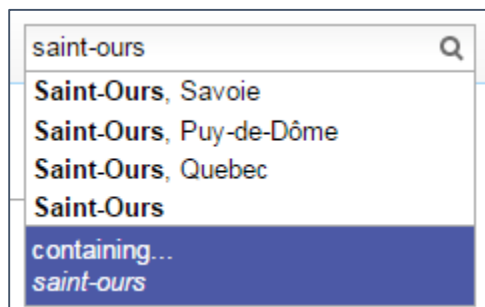
Wikipedia isn't a source, that's why it's of utmost importance to cite your sources. To add a reference in the VisualEditor, place your cursor in the place where you want to insert your reference (the convention is to put it at the end of a sentence before the punctuation. When your cursor is placed in the correct spot, click on “Insert” in the tool bar, then select “Reference”. A window with a form will appear where you can fill in the information.

In the main field of the Reference window, indicate the source where you found the information you've added to Wikipedia: author, title, publication, date. After, if needed, to create a link, select the title, click on the button “Link” and insert the link.

**Need help?** [https://www.mediawiki.org/wiki/Help:VisualEditor/User\\_guide#Editing\\_references](https://www.mediawiki.org/wiki/Help:VisualEditor/User_guide#Editing_references)

## Part D: Creating a new article

To create a new Wikipedia article, you first need to check if it's OK to do so and if the article doesn't already exist. Search for your keywords in the search box. If the article exists already, it will show up, possibly with other similar articles. If after your type in your keywords and no suggestion corresponds to your keywords, click "Containing..."



On the page which contains your keyword (example: "Saint-Ours Canal"), if there's no corresponding article, the link will appear red. Note that in Wikipedia, a red link signifies that the article doesn't exist yet. This may be because the topic isn't notable enough to have its own article; perhaps it is preferable to add a section on a page instead of a new article.

**Need help?** [https://en.wikipedia.org/wiki/Help:Editing#Article\\_creation](https://en.wikipedia.org/wiki/Help:Editing#Article_creation)

[https://en.wikipedia.org/wiki/Wikipedia:Your\\_first\\_article](https://en.wikipedia.org/wiki/Wikipedia:Your_first_article)

[https://en.wikipedia.org/wiki/Wikipedia:Article\\_wizard](https://en.wikipedia.org/wiki/Wikipedia:Article_wizard)

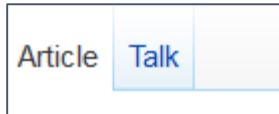
Search "help: notability"

## Part E: Getting involved

Get started at the Community Portal: [https://en.wikipedia.org/wiki/Wikipedia:Community\\_portal](https://en.wikipedia.org/wiki/Wikipedia:Community_portal)

Talk pages

Discuss topics related to an article.



Add more articles to Wikipedia

Add missing articles: <https://en.wikipedia.org/wiki/wikipedia:missing>

Research and write most-wanted articles: [https://en.wikipedia.org/wiki/Wikipedia:Most-wanted\\_articles](https://en.wikipedia.org/wiki/Wikipedia:Most-wanted_articles)

Translation

There are over 7000 articles in French which lack an English translation.

Fix-up projects

Help with citations, etc.: [https://en.wikipedia.org/wiki/Template:Active\\_Wiki\\_Fixup\\_Projects](https://en.wikipedia.org/wiki/Template:Active_Wiki_Fixup_Projects)