

# Kenneth Woods Portfolio Management Program

## Library Session

Present by Michael Groenendyk  
(Slides by Rajiv Johal)

Concordia University Library  
January 19, 2021



# By the end of the session you will...

---

- Understand how multiple databases can be used to locate relevant information
- Conduct searches to find newspaper and academic articles
- Use a variety of databases to find financial information

# Agenda

---

- Newspapers and Articles
- Industry Analysis
- Company Information
- Investment Reports
- Economic Data

# Newspapers and Articles

Newspaper  
and  
Articles

Industry  
Analysis

Company  
Information

Investment  
Reports

Economic  
Data

# Newspapers

- Factiva

- Full-text international newspapers

- Times London
- New York Times
- The Wall Street Journal
- Washington Post
- Le Monde, etc.

- Broadcast Transcripts

- BBC, NPR, CNN, etc.

- 9,000 sources

The screenshot displays the Factiva search interface. At the top, a navigation bar includes links for Home, Search, Alerts, Newsletters, News Pages, and Companies/Markets. The main search area features a large text input field for a search query, with a 'Query Genius' icon to its right. Below the input field, there are filters for 'Date' (set to 'In the last week'), 'Duplicates', and 'Similar'. A 'Search' button is located at the bottom right of this section. Further down, there are filters for 'Source' (with options for 'All Publications' and 'All Web News'), a search box for 'Search Source Name/Alias only', and a checkbox for 'Exclude Discontinued Sources'. Below these, a 'Select Source Category' dropdown is set to 'By Title A-Z', followed by a list of source categories (A through Z and Other). On the left side, there is a sidebar with various filters: Author (All Authors), Company (All Companies), Factiva Expert Search, Subject (All Subjects), Industry (All Industries), Region (All Regions), Look up, Language (English), and More Options. At the bottom right, there are 'Clear Search' and 'Search' buttons. The footer contains copyright information: '© 2016 Factiva, Inc. All rights reserved. Terms of Use | Privacy Policy | Cookie Policy | ID | HOW JONES'.

# Articles

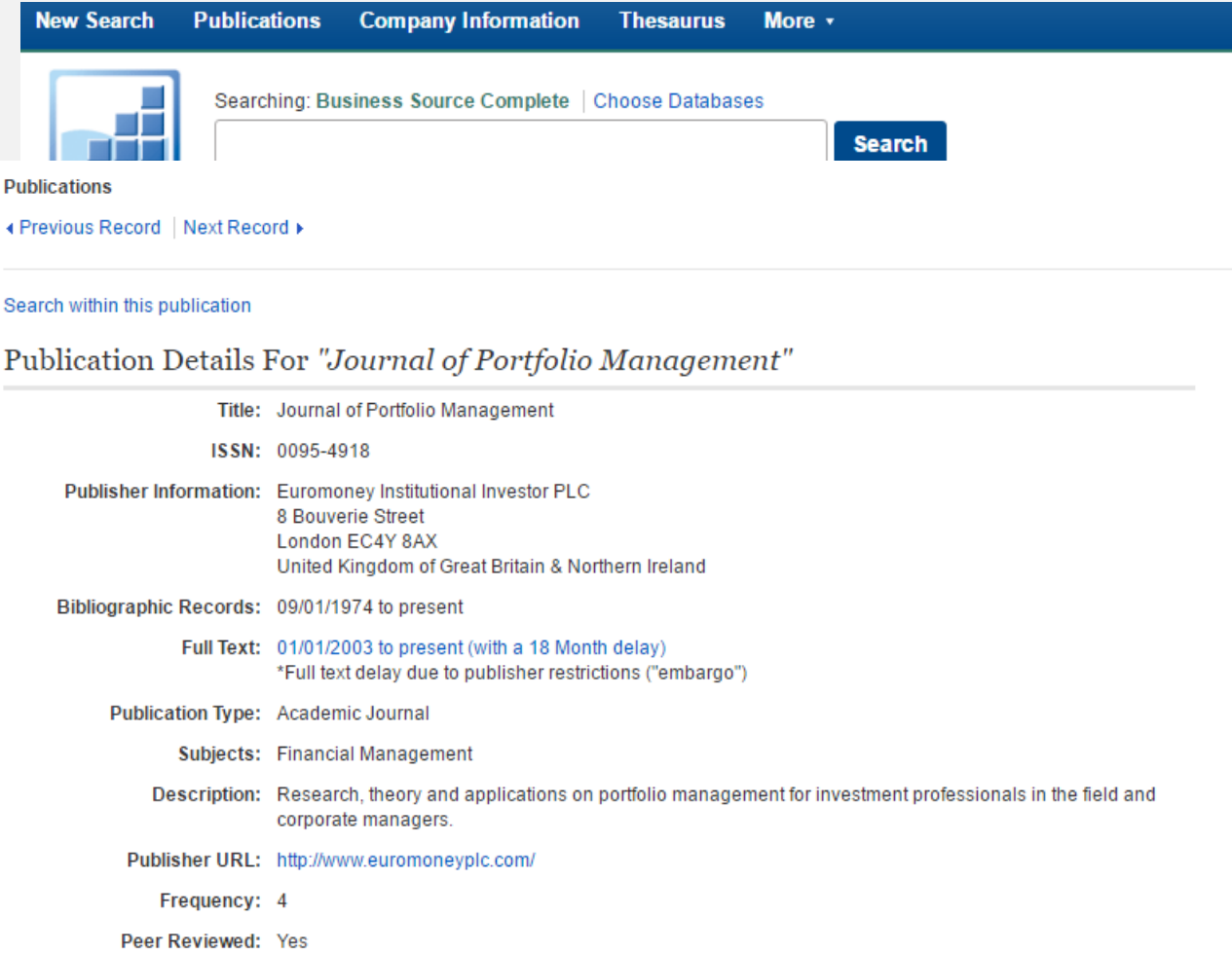
- Business Source Complete

- Full-text to 1,650 scholarly business journals
- Topics
  - Management
  - Economics
  - Finance
  - Accounting
  - International Business
- Limit to
  - “Scholarly (peer reviewed) journals”
  - Select date range

The screenshot displays the Business Source Complete search interface. At the top, there is a navigation bar with links for 'New Search', 'Publications', 'Company Information', 'Thesaurus', and 'More'. On the right side of the navigation bar are links for 'Sign In', 'Folder', 'Preferences', 'Languages', 'Help', and 'Exit'. Below the navigation bar, the search area includes a search box with the text 'Searching: Business Source Complete | Choose Databases', a 'Select a Field (optional)' dropdown, and 'Search' and 'Clear' buttons. Below the search box are three rows of 'AND' dropdowns and 'Select a Field (optional)' dropdowns, followed by '+' and '-' buttons. Below these are links for 'Basic Search', 'Advanced Search', and 'Search History'. The main search options section is titled 'Search Options' and includes a 'Reset' button. It contains several sections: 'Search Modes and Expanders' with radio buttons for 'Boolean/Phrase', 'Find all my search terms', 'Find any of my search terms', and 'SmartText Searching'; 'Limit your results' with checkboxes for 'Full Text', 'References Available', and 'Document Type' (listing various document types like Article, Biography, Book Review, etc.); 'Scholarly (Peer Reviewed) Journals' with a checkbox; 'Published Date' with dropdowns for Month and Year; 'Publication' with a text box; 'Publication Type' with checkboxes for various types like Academic Journal, Case Study, etc.; 'Number Of Pages' with a dropdown; 'Cover Story' with a checkbox; 'NAICS Industry Code' with a text box; and 'Duns Number' with a text box. On the right side of the interface is a 'Browse' section with a list of categories including Author, Business Videos, Company Information, Company Profiles, Industry Profiles, Market Research Reports, Academic Journals, Author Profiles, Books/Monographs, Cited References, Country Reports, Indexes, Magazines, Publications, Subjects, SWOT Analyses, Trade Journals, and Working Papers.

# Journal of Portfolio Management: Peer Reviewed articles

- Business Source Complete
  - “Publications” menu
    - Search for *Journal of Portfolio Management* in “Browsing” search bar
    - Select “Journal of Portfolio Management”
    - You can search for articles by “Search within this publication”
    - Find a specific article by issue date



The screenshot displays the Business Source Complete interface. At the top, a navigation bar includes links for 'New Search', 'Publications', 'Company Information', 'Thesaurus', and 'More'. Below this, a search bar contains the text 'Searching: Business Source Complete' and a 'Search' button. The 'Publications' section is active, showing a 'Previous Record' and 'Next Record' link. The main content area is titled 'Publication Details For "Journal of Portfolio Management"'. It lists the following information:

- Title:** Journal of Portfolio Management
- ISSN:** 0095-4918
- Publisher Information:** Euromoney Institutional Investor PLC, 8 Bouverie Street, London EC4Y 8AX, United Kingdom of Great Britain & Northern Ireland
- Bibliographic Records:** 09/01/1974 to present
- Full Text:** 01/01/2003 to present (with a 18 Month delay). \*Full text delay due to publisher restrictions ("embargo")
- Publication Type:** Academic Journal
- Subjects:** Financial Management
- Description:** Research, theory and applications on portfolio management for investment professionals in the field and corporate managers.
- Publisher URL:** <http://www.euromoneyplc.com/>
- Frequency:** 4
- Peer Reviewed:** Yes

On the right side, there is a vertical list of years from 2001 to 2016, each preceded by a plus sign, indicating the availability of issues for those years.

# Peer Reviewed Article

- Serious in tone
- Author usually has academic credentials
- Detailed list of references
- Purpose is to report on original research

**CHRISTIAN WALKSHÄUSL**  
is an associate professor  
of finance at the Uni-  
versity of Regensburg in  
Regensburg, Germany.  
[christian.walkshaeusl@ur.de](mailto:christian.walkshaeusl@ur.de)

## International Low-Risk Investing

CHRISTIAN WALKSHÄUSL

**F**inancial theory suggests a positive linear relationship between risk and return. This key assumption is nicely put into effect in the capital asset pricing model (CAPM), where stocks with higher betas (as a measure of systematic risk) should have higher expected returns. However, early empirical tests of the CAPM already indicate that average stock returns are not strictly proportional to their betas (Black et al. [1972]), while later studies document

of individual stocks with the lowest volatilities or betas, minimum-volatility strategies use all stocks in a single portfolio and minimize the portfolio's total risk by adjusting each stock's weight in the underlying equity portfolio.

As the outperformance of low-risk strategies can be large, there is a rapidly growing interest in low-risk approaches for equity investing among academics and investment professionals around the world. Therefore,



# Harvard Business Review: Practitioner Based articles

- Business Source Complete
  - “Publications” menu
    - Search for *Harvard Business Review* in “Browsing” search bar
    - Select “Harvard Business Review”
    - You can search for articles by “Search within this publication”
    - Find a specific article by issue date

The screenshot displays the EBSCOhost website interface. At the top, a blue navigation bar contains links for "New Search", "Publications", "Company Information", "Thesaurus", and "More". Below this, a search bar shows the query "Business Source Complete" with a "Search" button. The main content area is titled "Database: Business Source Complete -- Publications" and includes a "Back" link. Under the "Publications" section, there are links for "Previous Record" and "Next Record". The "Search within this publication" section is active, showing "Publication Details For 'Harvard Business Review'". The details include:

- Title:** Harvard Business Review
- ISSN:** 0017-8012
- Publisher Information:** Harvard Business School Publication Corp., 60 Harvard Way, Boston MA 02163, United States of America
- Bibliographic Records:** 10/01/1922 to present
- Full Text:** 10/01/1922 to present
- Publication Type:** Periodical
- Subjects:** Management; Strategic Planning
- Description:** Written for upper level management. Presents analysis of management problems and helpful commentary on advanced thinking and practice in all fields of management and administration.
- Publisher URL:** <http://www.hbr.org>
- Frequency:** 12
- Peer Reviewed:** No

On the right side, a vertical list of years from 1998 to 2016 is shown, with a "+" icon next to each year, indicating a list of all issues. The Harvard Business School Publishing logo is visible at the bottom center.

# Practitioner Based Article

- Colourful pictures
- Easy to read
- Relevant for all audiences



# Industry Analysis

Newspaper  
and  
Articles

Industry  
Analysis

Company  
Information

Investment  
Reports

Economic  
Data



# Industry Analysis

- IBISWorld
  - Detailed reports for Canada, USA, and China
  - Industry Risk analysis

The screenshot displays the IBISWorld website interface. At the top, the IBISWorld logo is accompanied by the tagline "WHERE KNOWLEDGE IS POWER". Navigation links for "INDUSTRY MARKET RESEARCH" and "INDUSTRY RISK RATINGS" are visible. A search bar and a user greeting "Hello Concordia University" with a "LOG OUT" link are also present. The breadcrumb trail reads: "HOME > INDUSTRY MARKET RESEARCH > US INDUSTRY REPORTS (NAICS) > DEPARTMENT STORES". A row of icons for PDF, PRINT, RISK, IEXPERT, SEARCH, and TUTORIAL is shown. Below this is a horizontal menu with tabs: "About this Industry", "Industry at a Glance", "Industry Performance", "Industry Outlook", "Products & Markets", "Competitive Landscape", "Major Companies", "Operating Conditions", and "Key Statistics". The main content area features a dark red header with the text "IBISWorld Industry Report 45211" and "Department Stores in the US", dated "November 2018" by "Anya Cohen". A sub-header states: "The best deal: Improved consumer spending and disposable income will boost industry revenue". The "Industry Definition" section, marked with a video icon, explains that department stores retail a broad range of general merchandise, including apparel, jewelry, cosmetics, home furnishings, and general household products. It also notes that discount department stores, big-box retailers, and warehouse clubs are not included in this industry.

**IBISWorld**  
WHERE KNOWLEDGE IS POWER

INDUSTRY MARKET RESEARCH | INDUSTRY RISK RATINGS

Search

Hello Concordia University  
LOG OUT

HOME > INDUSTRY MARKET RESEARCH > US INDUSTRY REPORTS (NAICS) > DEPARTMENT STORES

PDF | PRINT | RISK | IEXPERT | SEARCH | TUTORIAL

About this Industry | Industry at a Glance | Industry Performance | Industry Outlook | Products & Markets | Competitive Landscape | Major Companies | Operating Conditions | Key Statistics

**IBISWorld Industry Report 45211**  
**Department Stores in the US**

November 2018 | Anya Cohen

The best deal: Improved consumer spending and disposable income will boost industry revenue

**Industry Definition**

Department stores retail a broad range of general merchandise, such as apparel, jewelry, cosmetics, home furnishings, general household products, toys, appliances and sporting goods. Discount department stores, which are also included in this industry, retail similar lines of goods at low prices. However, big-box retailers and supercenters that offer fresh groceries in their stores, as well as warehouse clubs that operate under membership programs, are not included in this industry.

# Industry Analysis

- S&P NetAdvantage
  - Industry overview
  - Public company data
- Mergent Online
  - International Industry Analysis
  - Annual reports

**NetAdvantage** Search Companies, People, Funds, and More... Favorites | Contact

Home Companies Industry Surveys Markets Research Screening Charting S&P 500 Index Stovall Sectors credit +

**Nordstrom, Inc. (NYSE:JWN) Public Company Profile**

Website: [shop.nordstrom.com](http://shop.nordstrom.com) Ticker: JWN (NYSE)  
Number of Employees: 76,000 Year Founded: 1901  
Current Professionals Profiled: 26

**Business Description**  
Nordstrom, Inc., a fashion retailer, provides apparel, shoes, cosmetics, and accessories for women, men, young adults, and children in the United States and Canada. The company operates through two segments: Retail and Credit. The Retail segment offers a range of brand name and private label merchandise through various channels, including Nordstrom branded full-line stores and online store at Nordstrom.com; Nordstromrack.com and HauteLook; Trunk Club clubhouses and TrunkClub.com; Jeffrey boutiques; and clearance stores that operate under the Last Chance name. The Credit segment provides various payment products and services, including Nordstrom-branded Visa credit cards, a Nordstrom-branded private label credit card, and a debit card. As of January 23, 2019, the company operated in 40 states, including 122 full-line stores; 244 Nordstrom Rack stores; 3 Jeffrey boutiques; 2 clearance stores; 6 Trunk Club clubhouses; and 3 Nordstrom Local service concepts. Nordstrom was founded in 1901 and is headquartered in Seattle, Washington.

**Primary Industry Classification** [View Complete Industry Classification](#)  
Department Stores

**Primary Office Location**  
1617 Sixth Avenue | Seattle, WA | 98101 | United States  
Phone: 206-628-2111

**Current and Pending Investors** [View Details](#)  
[The Estate of D. Wayne Gittinger](#), [Turki Almadhi Ventures Inc.](#)

**Stock Quote and Chart (Currency: USD)** [Quick Chart](#)

Stock Price	Market Cap (mm)	Volume	Dividend Yield (%)
46.18	7,800.6	1,000,000	80

# Company Information

Newspaper  
and Articles

Industry  
Analysis

Company  
Information

Investment  
Reports

Economic  
Data

# Company Information

- Mergent Online

- US and international companies
- Business and financial information
- “Reports”
  - Annual reports and 10-K filings
- “Company financials”
  - Balance sheet
  - Income statement
  - Retained earnings
  - Cash flow

The screenshot shows the Mergent Online by FTSE Russell website. At the top, there is a logo and navigation links: Log Out, Administration, Contact Us, and Version 2.01. Below the logo is a horizontal menu with buttons for Basic Search, Advanced Search, Executive Search, Government Filings, Industry Analysis, and Supply Chain. The main content area is titled "Select one of the following criteria to begin search by:" and includes instructions: "(Use \* to search within Company Name)" and "^ require minimum 3-character word to search". There are two main search sections. The left section, "Company Search", has checkboxes for "USA Company Database (Active)", "USA Company Database (Inactive)", "International Company Database (Active)", "International Company Database (Inactive)", and "D&B Private Company Database". Below these is a text input field for "Company Search - Enter symbol or Company Name ^" and a "Go" button. The right section, "Classification Search - Select one of the criteria", has radio buttons for "Primary SIC", "Primary NAICS", and "MIC (Mergent Industry Code)". Below these is a text input field with a "(use code lookup...)" link. Further down are dropdown menus for "Index", "Exchange", and "Country", followed by a "Search" button. On the right side of the page, there is a "Corporate Calendar" for February 2019, showing the current date as Wednesday, February 6, 2019. Below the calendar is a "Country Profile" section with a link to "Looking for country Statistical Data with Country Map?" and a dropdown menu to "Select a country from the list".

MERGENT  
**ONLINE**  
by FTSE Russell

Log Out | Administration | Contact Us  
Version 2.01

Basic Search | Advanced Search | Executive Search | Government Filings | Industry Analysis | Supply Chain

Select one of the following criteria to begin search by:  
(Use \* to search within Company Name)  
^ require minimum 3-character word to search

☒ USA Company Database (Active)  
☒ USA Company Database (Inactive)  
☒ International Company Database (Active)  
☒ International Company Database (Inactive)  
☐ D&B Private Company Database

Company Search - Enter symbol or Company Name ^

Go

Classification Search - Select one of the criteria

☐ Primary SIC  
☐ Primary NAICS  
☐ MIC (Mergent Industry Code)

(use code lookup...)

Index

Exchange

Country

Search

**Corporate Calendar**  
<Prev Today Next>  
February 2019  
Su Mo Tu We Th Fr Sa  
3 4 5 6 7 8 9  
10 11 12 13 14 15 16  
17 18 19 20 21 22 23  
24 25 26 27 28  
Today is Wed, Feb 06 2019

**Country Profile**  
Looking for country Statistical Data with Country Map?  
Select a country from the list:  
Select a Country

# Company Information

- Sustainalytics
  - Environmental, Social and Governance (ESG) reports
    - Analyzes and evaluates North American public companies on ESG performance
    - Highlights and assesses company involvement in controversies and incidents
- Business Source Complete
  - SWOT analysis
- FP Advisor
  - Public Canadian companies



# Investment Reports

Newspaper  
and  
Articles

Industry  
Analysis

Company  
Information

Investment  
Reports


Economic  
Data

# Investment Reports

- Value Line
  - Covers 1700 equity issues with commentary
  - Financial projections for 1, 3, and 5 years
  - PDF reports
- FP Advisor
  - All active Canadian companies
  - Investor Reports → E.g. Bombardier

# Investment Reports

- Value Line
- How to read a Value Line report


**Value Line**  
 Smart research. Smarter investing.™

Search our site... 
 Company name or symbol...

Welcome CONCORDIA UNIVERSITY

[DASHBOARD](#)
[BROWSE RESEARCH](#)
[MARKETS](#)
[FIND IDEAS](#)
[INVESTMENT EDUCATION](#)
[SUBSCRIBE](#)
[INSTITUTIONAL](#)

## My Watchlists

Recent Companies ▼

Company Name	Ticker	Last Price	1-Day \$ Change	1-Day % Change	Volume
Nordstrom Inc	JWN	\$46.62	-\$0.49	-1.05%	1,410,861

NEW WATCHLIST

Delayed at least 15 minutes.

1 OF 1

10

## Featured Commentaries

## STOCKHIGHLIGHTS

# Dow 30 Earnings: The Walt Disney Company First Quarter Fiscal 2019

## MY ALERTS

There are no new alerts.

### Alerts

## QUICK LINKS

## Analyzer

VLIS Current Issue

Options Survey

[Summary & Index](#)

## Convertibles Survey

## Selection & Opinion

ETF Survey

## SMC Summary & I

Fund Advisor

VLIS Rank Change

Fund Advisor Plus

SMC Rank Change

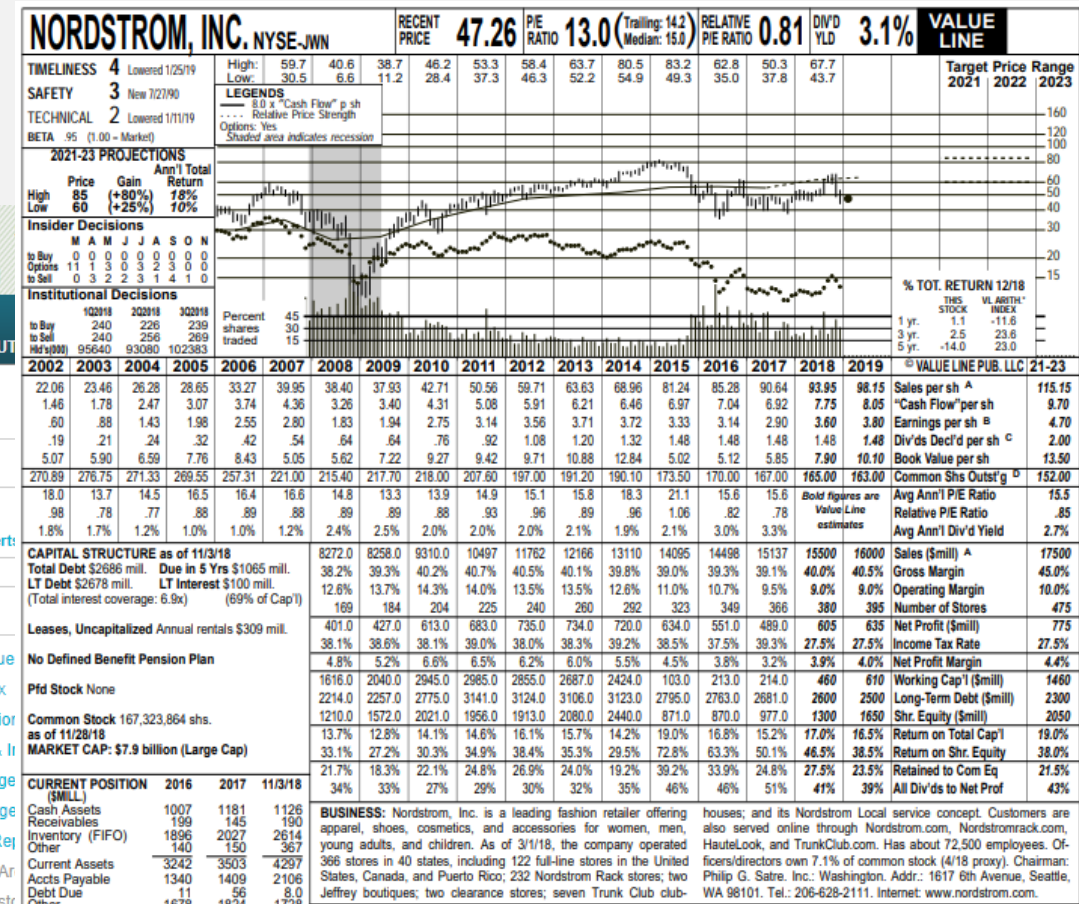
## Special Situations

Supplementary Re

Select

VLIS - Historical Ar

## Dividend Income & Growth

VLIS & SMC - Historic  
Archives

# Investment Reports

- **Thomson ONE**
  - Analyst reports (under the “Research” tab)
  - Recent deals information
  - Current and historical annual reports
  - Estimates
- Only works with Internet Explorer

# Economic Data

Newspaper  
and  
Articles

Industry  
Analysis

Company  
Information

Investment  
Reports

Economic  
Data



# Economic Data

- Statistics Canada
  - Release dates for major economic indicators
- Federal Reserve Economic Data (FRED)
  - US equivalent for “Rates and statistics”
- Economist Intelligence Unit (EIU)
  - Country reports, forecast data

# Other helpful links

---

- Finance subject [research guide](#)
- How to [cite business databases](#)

# Resource Summary

Articles	Company	Industry
Factiva	FP Advisor (CDN)	FP Advisor (CDN)
Business Source Complete	Mergent Online (Int'l)	Mergent Online (Int'l)
ProQuest Business Databases	Thomson ONE (Int'l)	S&P NetAdvantage (US)
	Sustainalytics (CDN, US)	IBISWorld (CDN, US, China)
	Value Line (US)	
	Factset (Int'l)	



# Contact me if you have any questions:

---

**Michael Groenendyk**  
Business Librarian  
[michael.groenendyk@concordia.ca](mailto:michael.groenendyk@concordia.ca)  
514-848-2424 ext. 7553