



MONTRÉAL
1180, rue Drummond
Bureau 620

Montréal (Québec) H3G 2S1
T 514 878-9825

QUÉBEC
3340, rue de La Pérade
3^e étage

Québec (Québec) G1X 2L7
T 418 687-8025

SURVEY ON SEXUAL MISCONDUCT AND VIOLENCE

EXECUTIVE SUMMARY

PRESENTED TO: CONCORDIA

OBJECTIVES

To evaluate

- Familiarity with policies and resources
- Awareness and usage of resources and training
- Perceptions about how Concordia addresses situations of sexual violence
- Information accessibility



STUDY POPULATION Concordia's students, staff and faculty members.



SAMPLING 1,595 respondents of which:

- 937 students
- 232 faculty members
- 350 staff members



DATA COLLECTION April 19th to May 3rd , 2018



WEIGHTING Results were weighted to reflect the distribution of Concordia's population in terms of their role at Concordia



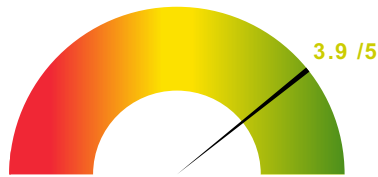
NOTE TO READER Results colour coding has the following meaning:

- Good
- Fair
- Critical
- Weak

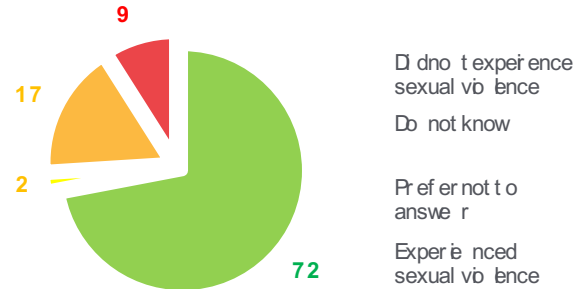
PERCEIVED IMPORTANCE

Sense of safety at Concordia

n:1 595



- Sense of safety is average at 3.9 and differs significantly between women (3.6) and men (4.3).
- Close to one tenth (9%) of the population declared having experienced sexual violence at Concordia and 17% preferred not to answer.



Importance attached to sexual violence by Concordia – On a scale of 5

n:1 595



- The community perceives that sexual violence is a priority of average importance for Concordia.
- Concordia's level of engagement in responding to sexual violence is perceived as questionable, and so is the perception of how much is being done in terms of prevention.



The level of importance personally attached by the community to sexual

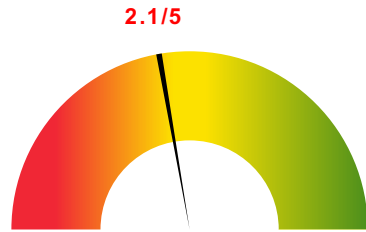
violence: **3.2/5**



- Interestingly, the level of importance expressed by the community with regards to sexual violence is not very high either. It matches the universities' perceived level of engagement.
- These results reveal a need for a heightened awareness and engagement by the community.

LEVEL OF KNOWLEDGE

Level of familiarity with the policies and resources



- The level of familiarity with the policies and resources is very low. It is slightly higher amongst those aged over 55 years old (2.7), faculty (2.9) and staff members (2.6) but these results are still weak.

Knowledge of causes and consequences of sexual violence by...

On a scale of 5
n: 1 595



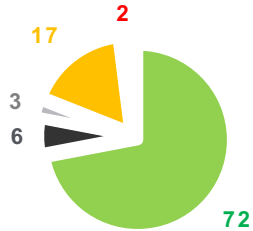
- The knowledge of the causes and consequences of sexual violence, no matter what the role is at Concordia.

Training	Heard about it %	Participated %
Informal discussions	50 +	13 +
Campus safety week	45 +	2
Training at orientation	37	5
Information sessions	33	4
Formal training on campus	28	5



- The awareness and participation results in the different training activities reflect the poor level of knowledge observed above.

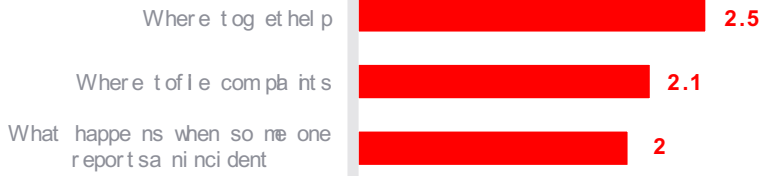
Reported an incident of sexual violence at Concordia: 2%



Did not experience sexual violence
Did not report
Do not know
Prefer not to answer
Reported


Level of familiarity with...

On a scale of 5
n: 1 595



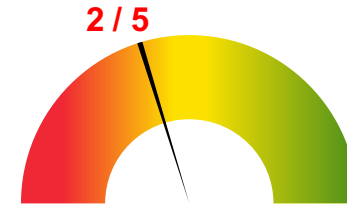
Likelihood of certain actions when sexual violence is reported...- On a scale of 5

n: 1 595



Level of satisfaction with reporting process

n: 54



- The incidence of reporting is low, as 70% of survivors did not report the incident.
- Those who did report were NOT satisfied (2/5; 70% gave a score of 1 or 2) with the way it was handled. The main reasons for not being satisfied are:

Nothing was done	No consequence for the perpetrator
Was told nothing could be done	Did not feel supported
Absence of follow up	Staff had a negative attitude
Did not get enough information	Privacy was not protected
- The low incidence of reporting may be explained by the fact that people don't know what to do (mentioned spontaneously by 31% of respondents as a deterring factor). The graph on the left reflects the lack of knowledge regarding what to do if ever there was an incident.
- The belief that something would be done if an incident was reported is better rated than the level of familiarity.
- Not believing anything would be done after reporting is the second most important spontaneous reason for not reporting (56%). It is almost equal to the fear of repercussions mentioned by 58% of survivors.

Sufficiency and availability of resources - On a scale of 5 n: 1 595

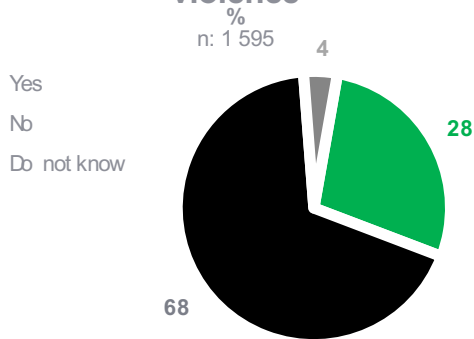


- The availability of resources and the sufficiency of resources are perceived as low.
- Programs are clearly rated as insufficient.

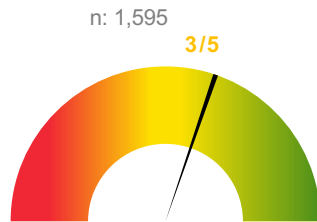
Resources	Heard about it %	Used it %	Accessibility /5	Helpfulness /5
Health services	91	36 +	3,4	4,2
Dean of Students Office	89	6	3,3	3,9
Security services	88	17 +	4,1	4,1
Counselling and Psychological services	88	17 +	3,3	3,6
SARC	65	3	3,6	4,3
Multi-faith and Spirituality Centre	61	6	3,8	4,2
Ombuds office	49	4	3,4	3,8
Office of Right and Responsibilities	46	3	3,4	3,3

- Only 65% of people have heard about the SARC.
- Health services have been used by 36% of people but one has to wonder if it is linked to sexual violence as the proportion is significantly higher than those who have experienced it.
- Level of accessibility for all resources is average.
- SARC, health services, Spirituality centre and security services have good helpfulness scores.
- The only weaker helpfulness score goes for the Office of Right and responsibilities.

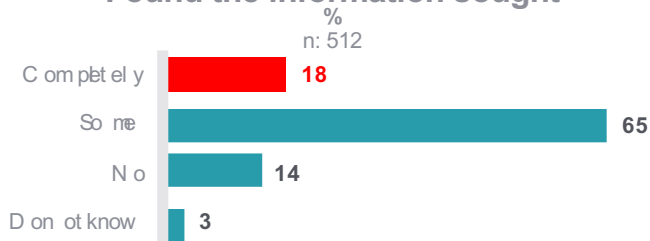
Looked for information about sexual violence



Ease of finding information about sexual violence



Found the information sought



- More than a quarter of the community has looked for information about sexual violence. They found that the information was not easy to find (2.9 vs. 3.1 for those who did not look).
- Results in the lower left corner indicate that the information available seems to be incomplete or difficult to find.
- Email is definitely the preferred mode of communication.

Preferred mode of communication about sexual violence

