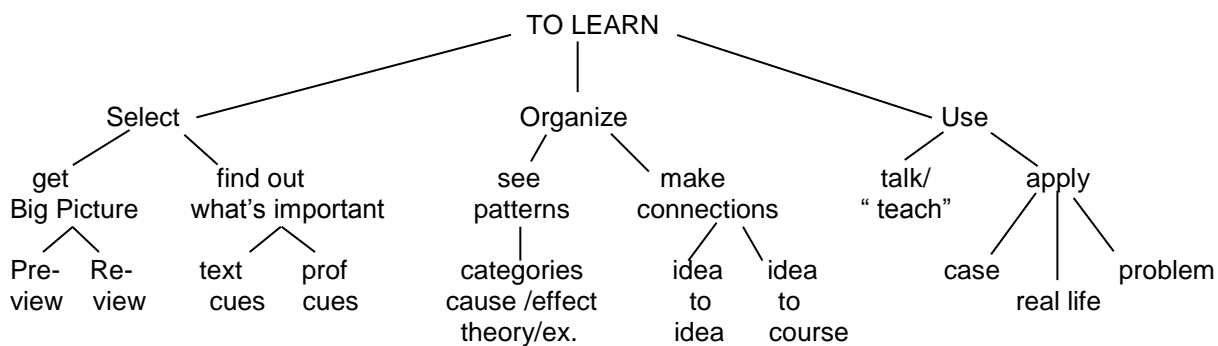


## USING GRAPHIC ORGANIZERS TO ENHANCE LEARNING

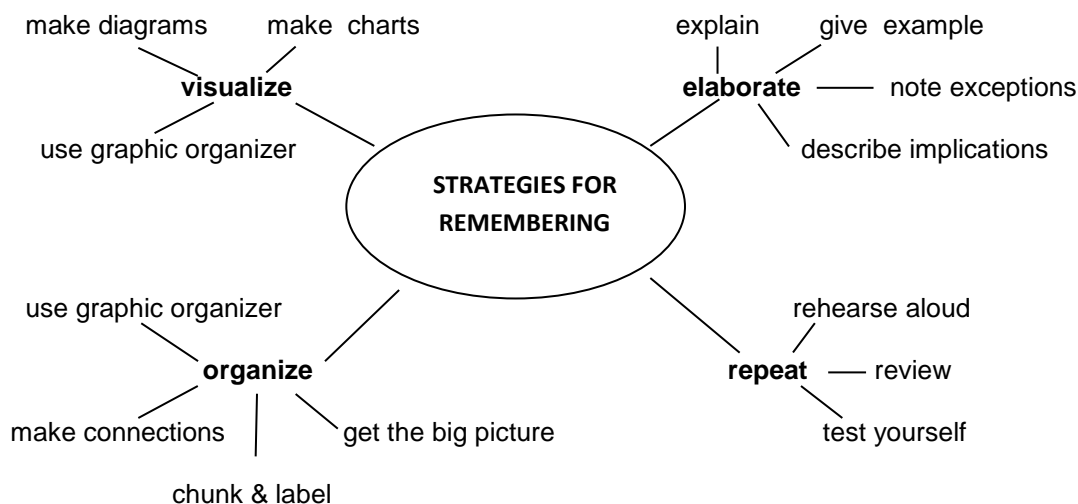
**Graphic organizers** provide ways to organize ideas or information visually, deepening your understanding and helping you to retain the information.

Below are some different types of graphic organizers which summarize some important university level study skills.

### A HIERARCHY: ON HOW TO LEARN AT UNIVERSITY



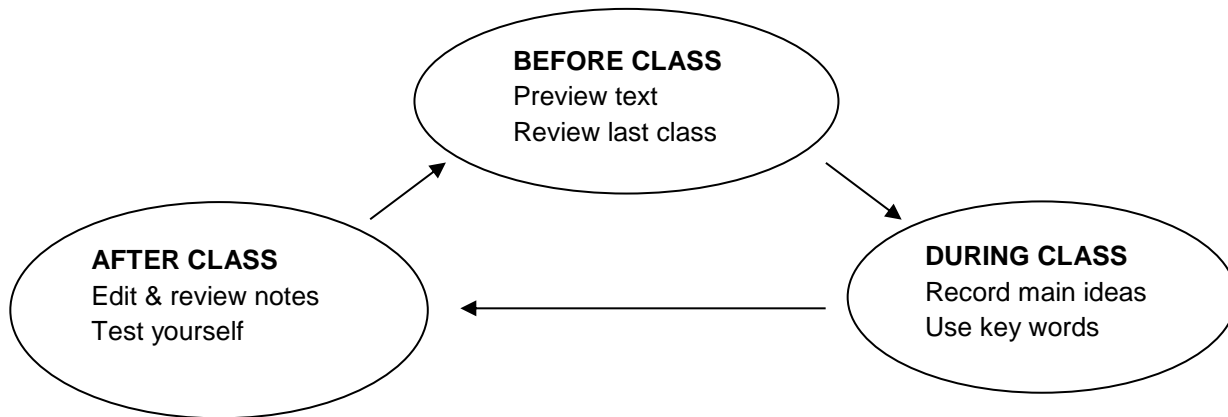
### A CONCEPT MAP: ON STRATEGIES FOR REMEMBERING



## A GRID/TABLE/MATRIX: ON USING STUDY TIME EFFECTIVELY

Type of Study	Approx. Time Frame	Example
<b>Memorizing</b>	short, repeated sessions (20-30 min)	Biology: parts of the eye French: vocab, verbs
<b>Reading</b>	medium length, focused sessions (45-60 min)	(partial) textbook chapter, journal article
<b>Writing</b>	longer sessions with breaks (60 + min)	research paper, English essay, lab report
<b>Problem-Solving</b>	longer sessions with breaks (60 + min)	Math, Chemistry, Stats, Accounting problems

## A CYCLE OR PROCESS: ON EFFECTIVE NOTE-TAKING



## A PROCEDURE OR FLOW CHART: ON STUDY READING

