



## ePEARL Level 2&3: A Resource for Parents or Guardians

ePEARL is an electronic portfolio that we are using in class this year. Electronic Portfolios (EPs) are similar to traditional paper portfolios in that they are a place where students can collect, select, and reflect on artifacts, as well as celebrate their progress in school and share this with the teacher, peers, and parents. ePEARL is different in that it allows the electronic storage of multimedia and audio files and is web-based so it is accessible with a private username and password from any computer connected to the internet. ePEARL is also bilingual and students may have access to this portfolio through their entire school career.

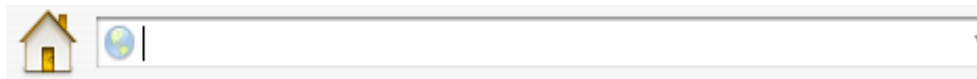
Parental feedback is an important part of working in ePEARL. Once in a while, it's good to sit with your child and go through the portfolio. This will allow you to track your child's learning and become actively involved in your child's education through the provision of feedback on any piece of work.

This resource will help you to:

- Log in and access your child's portfolio.
- Identify where you can give feedback in ePEARL.
- Start providing feedback on your child's work
- Understand the importance of giving feedback on your child's work.

**1.** Start up an Internet browser by entering your school's address for ePEARL in the address bar. You should ask your child's teacher or your child the ePEARL URL.

**2.** Type your child's Username and password. If your child does not know his/her access information, please consult his/her teacher.



Write your child's login information here

Valid username and password are required to access the ePEARL website.

Un nom d'utilisateur et un mot de passe valides sont requis pour accéder au site web PERLE.

### Identification

User/ Code d'utilisateur:

Password/Mot de passe:

login/connexion

Welcome to your child's homepage.

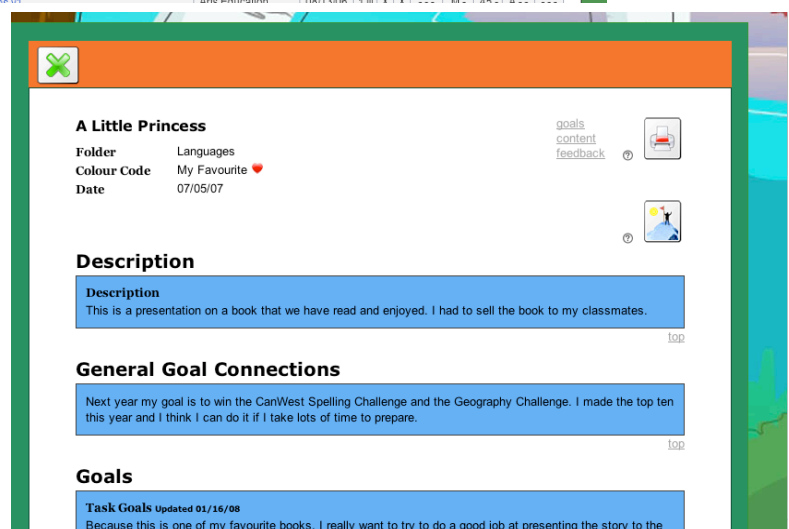
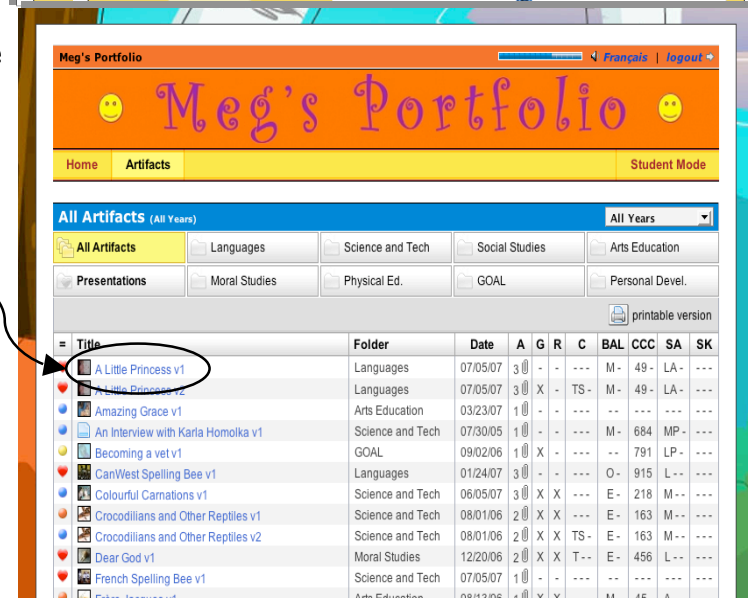
3. Click on Parent Mode to start visiting your child's portfolio.

4. Click on "Artifacts".

5. The Artifacts Index Page is where you can see all the stored pieces of work. You can also view the artifacts by folder.

6. Click on one of the titles to view your child's work.

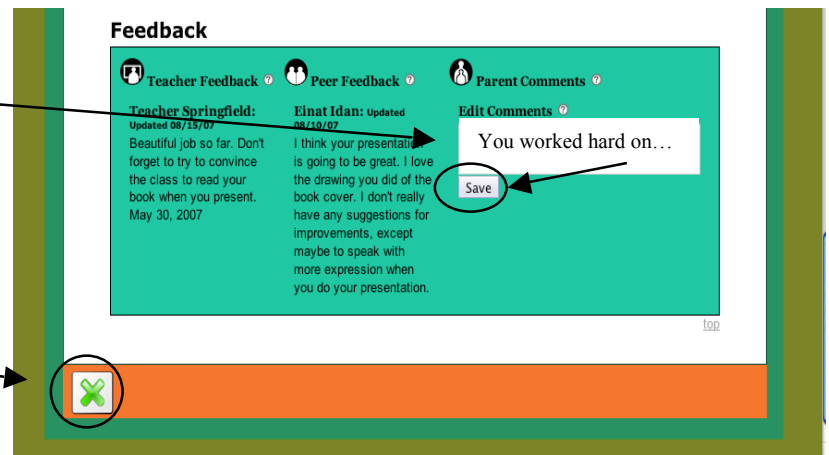
When viewing works in Parent Mode, they will be in View Mode so nothing can be edited.



7. After you have finished reading this artifact, you can insert your comments here.

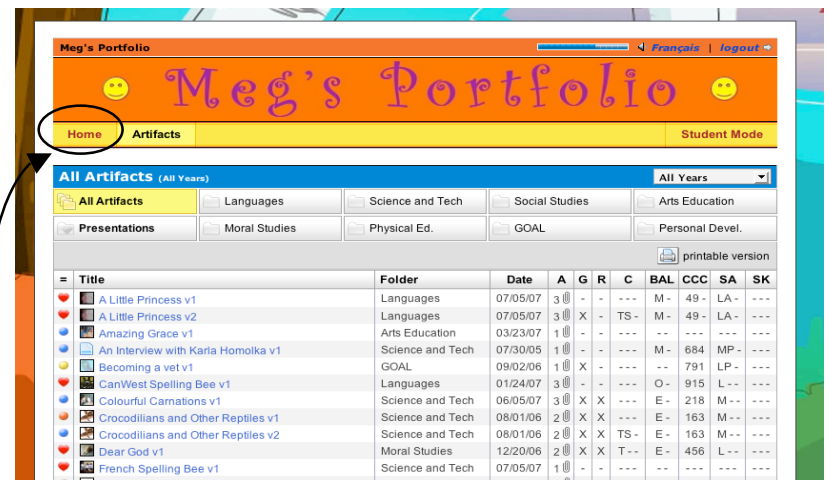
8. When you are finished writing your comments, click on SAVE.

9. Now, click on the green X to close this artifact.



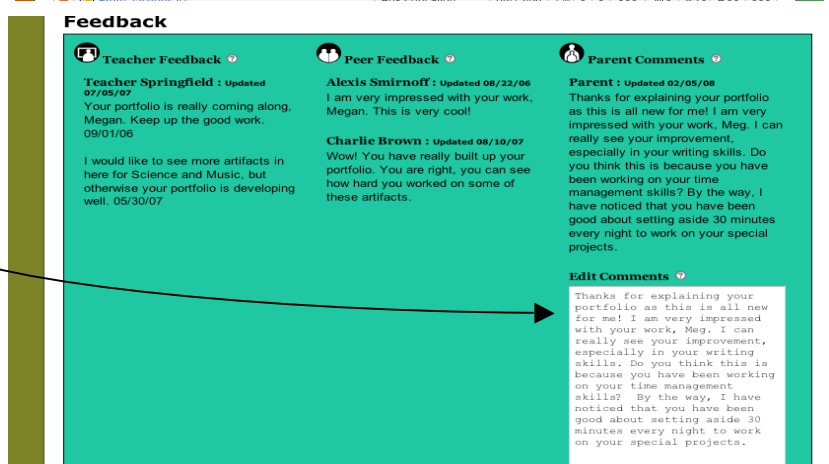
10. Now you are back at the Artifacts Index Page. Repeat this process to view and comment on other items in the portfolio going through steps 6 to 9.

11. Clicking on HOME will bring you back to your child's homepage.



12. At the bottom of your child's Homepage there is a box for comments that you can make on the entire portfolio.

Tips for providing feedback are included on the next page.



### Here are some suggested questions to ask your child:

- What did you expect to do in this work?
- Which strategies helped you reach your goals?
- What did you learn from this work?
- What would you do next time?



## Tips for Parents on Writing Feedback

### When you write feedback think about...

- The **goals** set by your child: did s/he meet them? Are they appropriate goals? Realistic?
- Did the **strategies** help your child reach these goals? Can you suggest other strategies?
- If the teacher added a **rubric**, read it to find out how your child's work meets class expectations.
- Which kind of **content** did your child add into ePEARL? (recordings, attachments, typed text)
- Did your child **reflect** on his/her work? Did the reflection written help your child see progress and identify areas of improvement?
- How can I phrase my feedback to help my child want to **improve**? Try writing a "feedback sandwich": one thing you liked, one thing to be improved, one more thing you liked. Be specific!

### Feeling stuck? Here are some phrases to get you started with feedback in ePEARL:

- Visiting your work I see you reached your goals because ...
- I was really impressed by your work because...
- I enjoyed all your work done in ... because...
- You really worked hard on ...
- Now I see you are getting better at ...
- I think these strategies were very useful because...
- Next time I recommend you not...
- You can try one more time to...
- I would use these strategies.... to get better at....
- I think you need to....

### Enjoy visiting your child's ePEARL!

For more information on ePEARL please visit: <http://grover.concordia.ca/epearl/en/>