

Visual Story

John Molson School of Business (JMSB)  
7<sup>th</sup> floor Theatre Studios  
**JUST: Short Works Festival**

1450 Guy St,  
Montreal, Quebec  
H3H 0A1

**Information on Accessibility**

For

**Short Works Festival 2024**

Questions? Contact HeatherEllen Strain - [heatherellen.strain@concordia.ca](mailto:heatherellen.strain@concordia.ca)

**Table of Contents**

Getting to the Theatre.....	2
Route from the metro.....	5
On the 6 <sup>th</sup> floor.....	11
On the 7th Floor.....	12
The Performance Spaces.....	13
Additional Information.....	13
Additional Accessibility information:.....	13
Summary.....	14

## Getting to the Theatre

Located here, at the south west corner of Guy & De Maisonneuve.



The Main entrance is here, on Guy street. There is no entrance to this building from De Maisonneuve.



**By Public Transit:**

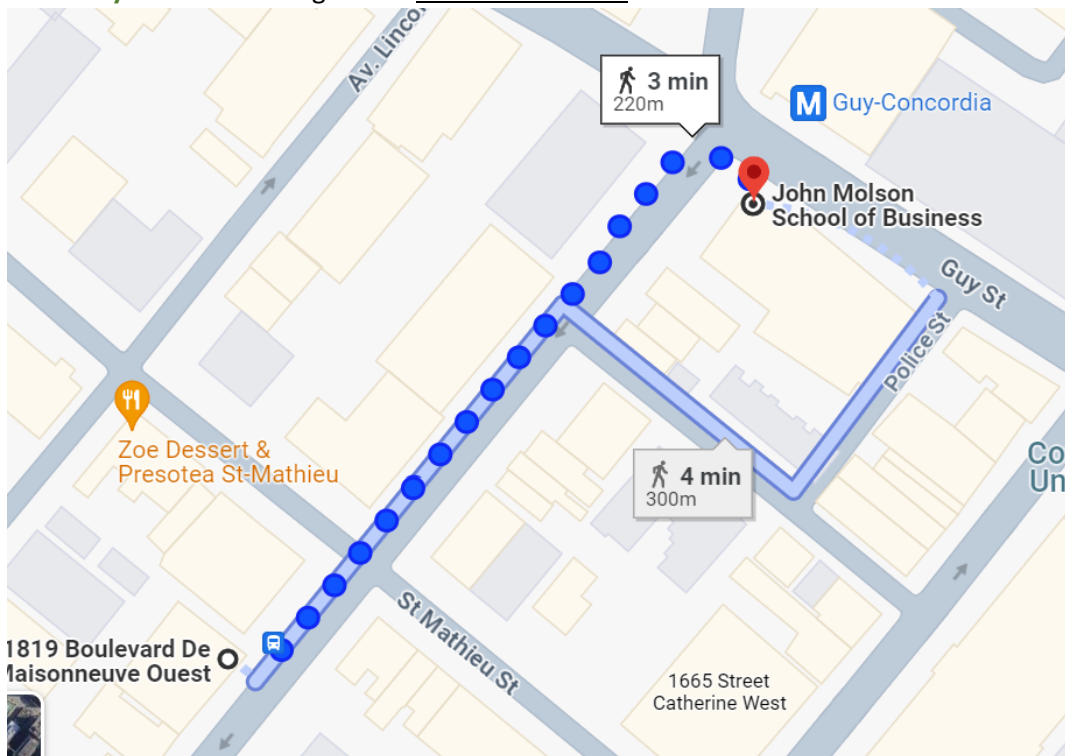
The metro stations closest to the MB Studios are **Guy-Concordia on the Green line**, or **Lucien-Allier on the Orange line**.

Please note that neither of these metro stops have an elevator

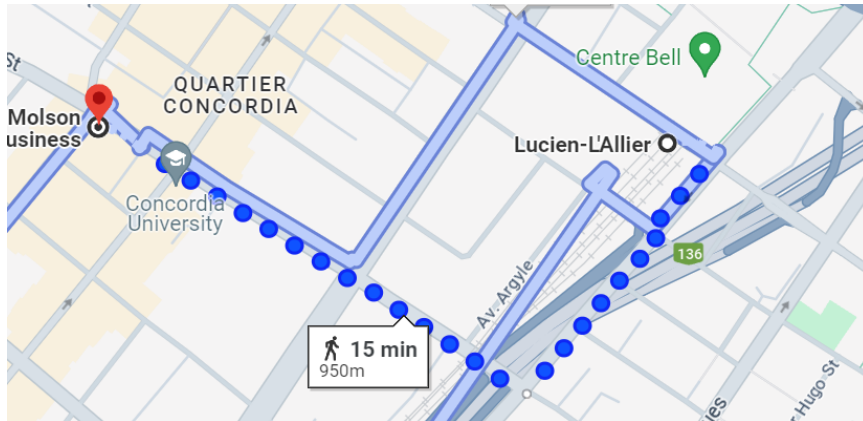
From **Guy-Concordia** using the Guy exit:



From **Guy-Concordia** using the de Maisonneuve exit:



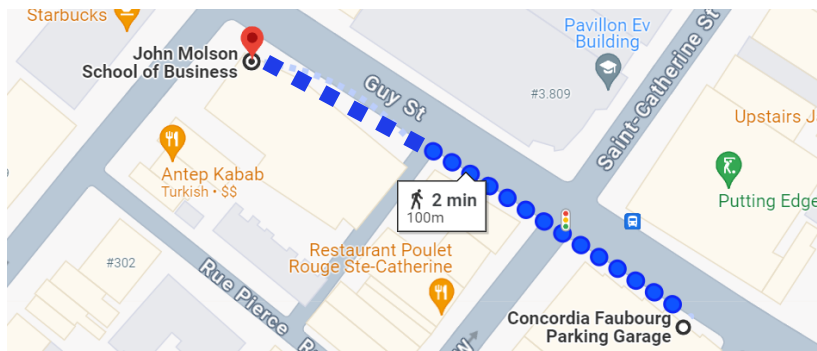
From **Lucien-Allier**:



**By Car**

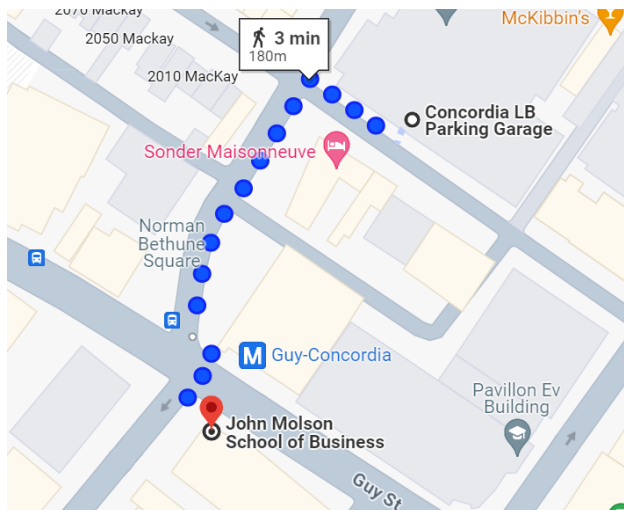
There is paid parking on nearby streets, or at one of the two following Concordia buildings.

Parking lot under the **Faubourg Building** (see below) 1230 Guy St, Montreal, Quebec H3G 2H4



Parking lot under the **Library Building**. (1453 Rue Mackay, Montreal, Quebec H3G 2H6)

From this parking lot you can access the MB Studio's by walking past the Starbucks and the bookstore, and following the underground tunnel to the metro, and then using the metro route steps 6-end



## Route from the metro.

1. If you are taking the metro, keep reading. If you are coming a different route skip to step 10
  - a. Follow the signs for the Guy Exit.



2. Take the Guy/Concordia University exit




3. Go up the escalator or stairs.
4. Turn Right to “Direction Concordia University or Left “Direction Concordia University/Guy Street”




- a. Turning RIGHT will take you to the MB Studios without going outside, (keep reading from here)
- b. Turning LEFT will take you to the MB Studios by going outside and crossing the street (skip to step 11)


5. Turn right out of the turnstiles, and walk past the candy store.
6. Pass through the revolving doors.




7. Turn right after the revolving doors to take the tunnel to John Molson Building.



8. Go through the tunnel, and turn right at the end.



9. On your right take the escalators (not the stairs)




10. At the top of the escalator Turn Left, Skip to **step 13**



11. These are the instructions for if you wanted to take the outside Route.  
Exit the doors at the top of the escalators.




12. Cross Guy Street.

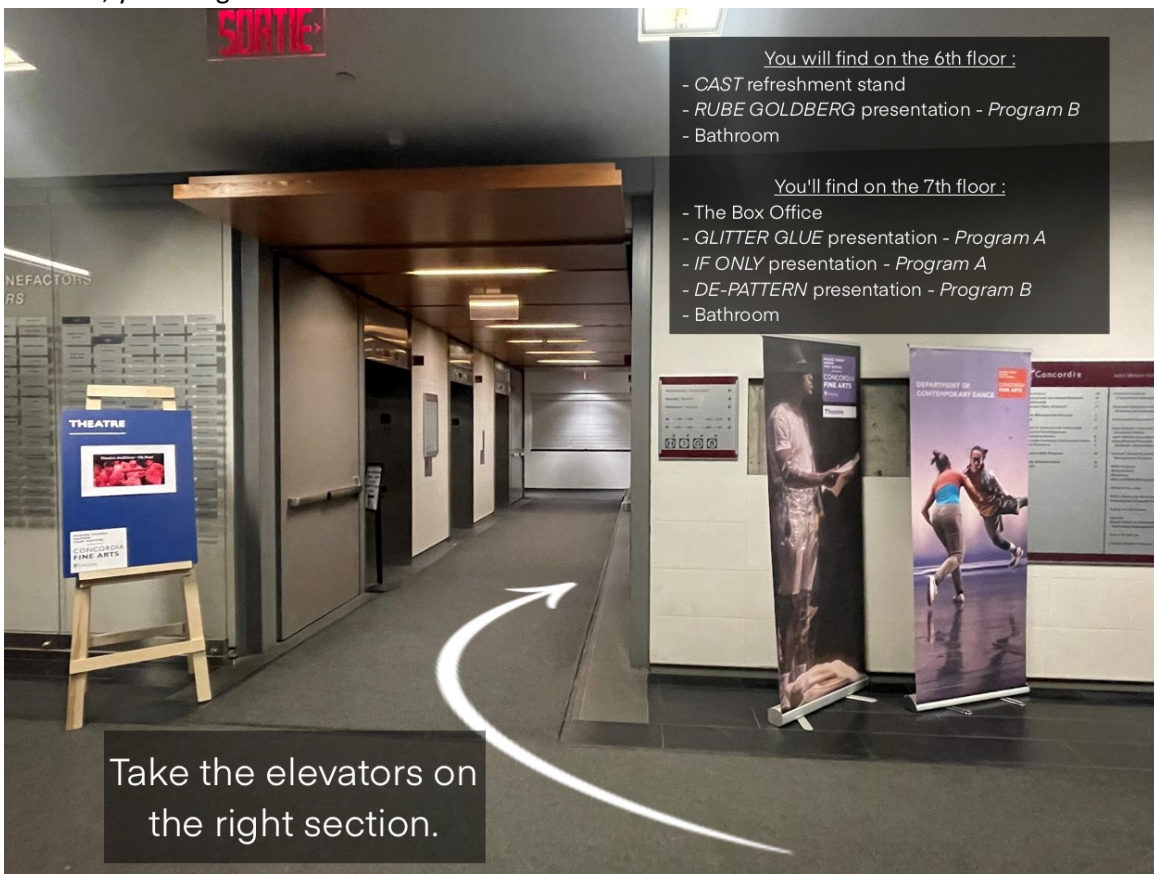


13. Once inside, Turn Left. You should be looking at the security desks.

14. Walk to the far left of the security desk. There will be a bank of elevators on your right.



15. Use the elevators on the right side of the elevator corridor. Press the Up Button. Once inside the elevator, you can go to 7<sup>th</sup> floor to check in with box office.



## On the 6<sup>th</sup> floor

Turn left out of the elevators.

On your left will be:

- CAST Refreshment Stand
- *Just a Rube Goldberg Machine* Presentation (part of Program B)
- Bathrooms



## On the 7th Floor

Turn left out of the elevators.

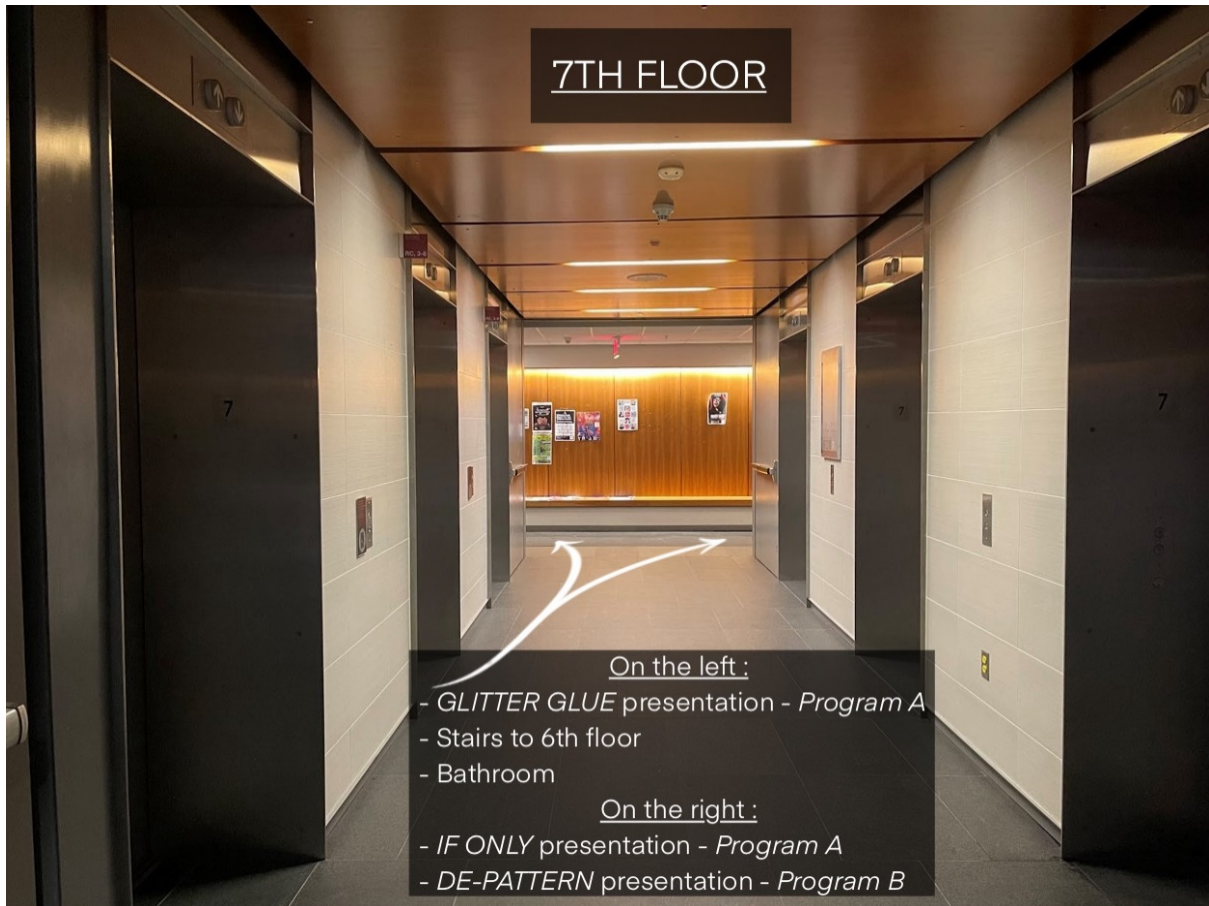
Box office will be in front of you.

On your left you'll find:

- *Glitter Glue* Presentation (Program A)
- Stairs to the 6<sup>th</sup> floor.
- Bathrooms

On your Right you'll find:

- *If Only* Presentation (Program A)
- *DE-PATTERN* Presentation (Program B)



## The Performance Spaces

### **For all spaces:**

Seating will be on folding chairs. It is general admission, which means that you can sit in any of the folding chairs provided.

### **If Only, DE-PATTERN, and Glitter Glue (7<sup>th</sup> floor)**

- These spaces have theatrical lighting, and the audience area will become dark during the performances.

### **Just a Rube Goldberg Machine (6<sup>th</sup> floor)**

- This is not a typical theatre space, and is a public area. There will be some lights during the performance, but the area will never go completely dark.
- General public may wander near the performance.

## Additional Information

There are 2 other events happening during these shows.

- Staged Readings (365 plays/365 days) is happening in 7.101
- Dance has an outcome in the EV building, but there might be dancers on the 7<sup>th</sup> floor before and after their shows.
- All shows have their own content warnings, which are posted on the ticket website (linked below), and will be available to view at box office on the 7<sup>th</sup> floor upon arrival.

Tickets are only available online via [this website](#). There are no cash ticket sales.

Refreshments stand by Concordia Association of Students in Theatre (CAST) will be available before & between each show in MB 6.101/6.135

Please go to the 7<sup>th</sup> floor box office (left out of the elevators) upon arrival to check in.

### Additional Accessibility information:

Please go to the 7<sup>th</sup> floor box office (left out of the elevators) upon arrival to check in.

The 6<sup>th</sup> and 7<sup>th</sup> floor bathrooms have accessible stalls.

Tickets are only available online via [this website](#). There are no cash ticket sales.

We are stamping audience members hands to keep track of them between shows and to reduce paper waste. If you would not like a stamp, please let us know at the box office and we can stamp a piece of paper for you to keep like a ticket.

## Summary

1. I travel to the John Molson Building using metro, bus, or car.
2. I go to the 7<sup>th</sup> floor using the elevators.
3. I check in with box office. A staff member will stamp my hand. If I'm not okay with that the box office can stamp a piece of paper for me to keep with me like a ticket.
4. I can wait on the 7<sup>th</sup> floor or at the cast café on the 6<sup>th</sup> floor before the show.
5. A staff member will come before the show to announce it starting and help me get to the right room.
6. When I arrive at the show, a staff member will check my stamp and let me choose my own seat in the room.
7. I sit in my seat and wait for the show to start.
8. The lights dim (if I'm on the 7<sup>th</sup> floor), and the show starts.
9. The show ends. The lights turn back on and I leave the room.
10. There will be a break between shows. I can wait on the 7<sup>th</sup> floor, or go to the 6<sup>th</sup> floor Cast Café.
11. Repeat steps 5-9
12. When I have seen Both shows in the program, I can leave.

Moments where there will be the **most noise**:

- In the main floor lobby of the John Molson Building
- In the elevator if other people are taking it with me.
- In the 6<sup>th</sup> and 7<sup>th</sup> floor common areas before the show
- In the performance rooms while people are waiting for the show to start
- During the show there might be loud music.
- When people clap at the end of the show

**We hope you enjoy the shows!**