

Medavie Blue Cross web access

All students can register via the app
or the member service site as of:

- September 15 (Fall admit)
- January 15 (Winter admit)
- May 15 (Summer admit)

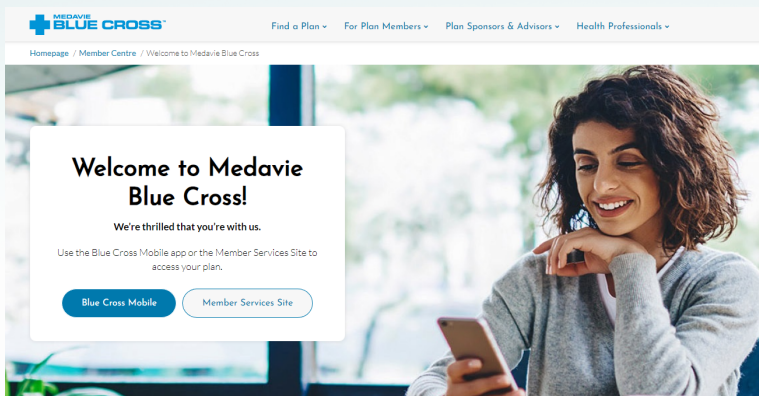
1

Go to

<https://www.medaviebc.ca/en/members/welcome>

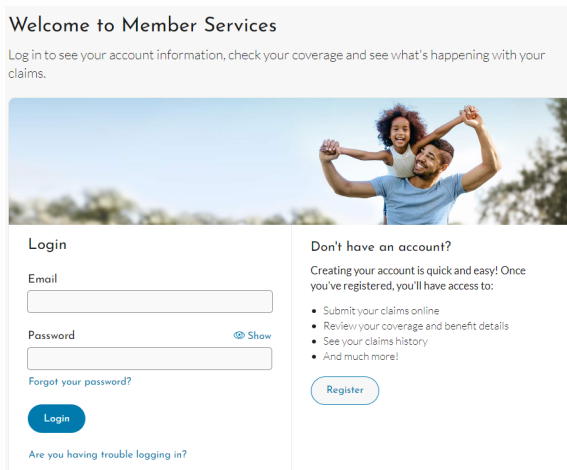
2

Select how you want to use your Blue Cross: mobile
app or member service site (aka desktop)



3


Select "Register"



4

Create your account

Register
Once you've registered, you'll be able to submit claims, check your coverage and see past claims.



Create your account

ID number ⓘ

Policy number ⓘ

Date of birth (DD/MM/YYYY)

Email address

Password requirements

- must be a minimum of 8 characters (50 max)
- at least one lower case character
- at least one upper case character
- at least one number

Password ⓘ Show

Confirm password ⓘ Show

[Create your account](#)

Already have an account? [Log in](#)

Need help?
[Can't find your card?](#)
[Haven't received your card yet?](#)

[Call us](#) ▾

Your ID is OXXXXXXXXX01 (where X is your 8-digit Concordia student ID#)

If you started your studies prior to 2019, your ID is OXXXXXXXXX00

Your policy number is 0097008000

Once you are registered with Medavie, you can use the same credentials to access the Medavie Blue Cross app or your Medavie account via the member service site.

From your online Medavie Blue Cross account you can:

- **Submit claims**
- **Print your card**
- **Check your coverage**
- **Review your claims history**
- **and much more!**

Download it on the App store



Get it on Google Play

